

**NTI**

Non-Traditional Instruction

Days 11-15

**Kindergarten**

# Day 11

These are the remaining sight words for the month of March. Please cut out and use flashcards to help your child study the words.

her

out

his

us

that

me




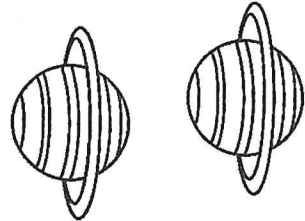
Name: \_\_\_\_\_

# Addition

Lesson





# 3

Fill in the blanks to match the pictures



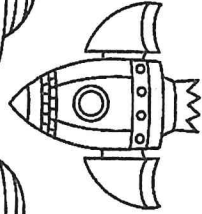
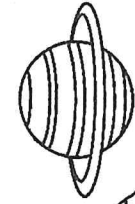

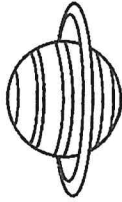
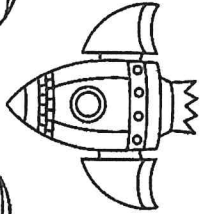

+

=









+

=



+

=



+

=

name \_\_\_\_\_

©SIMPLYkinder

Rainbow write the word.

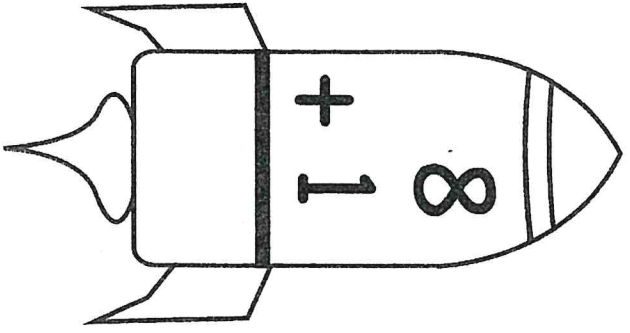
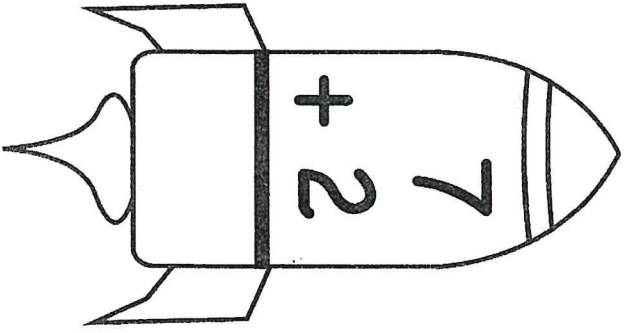
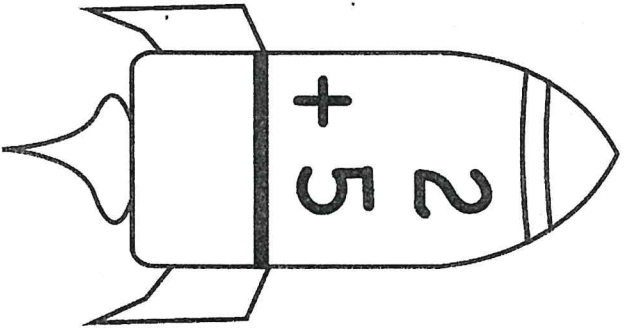
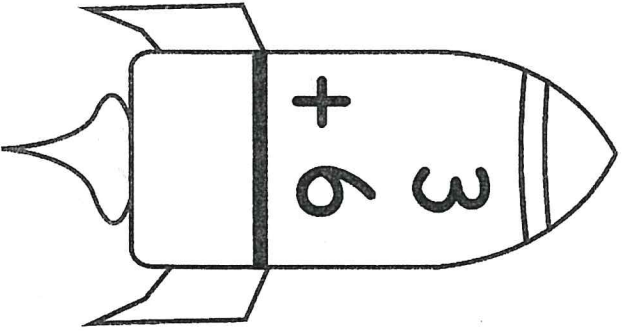
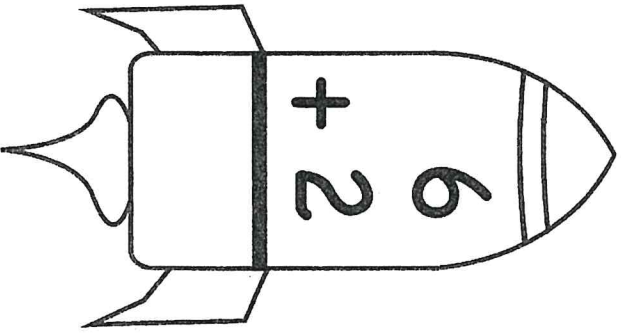
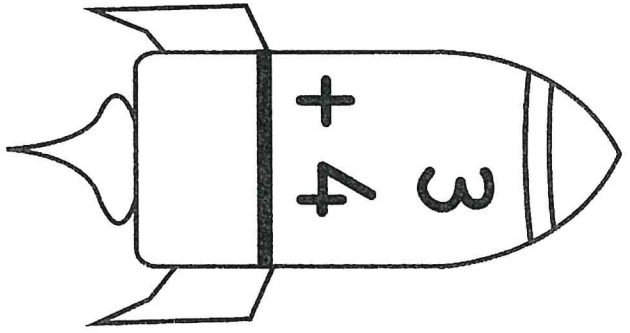
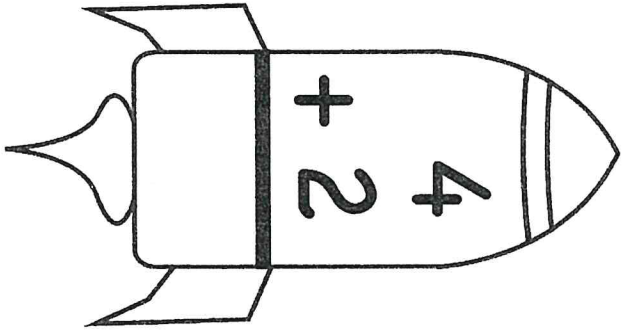
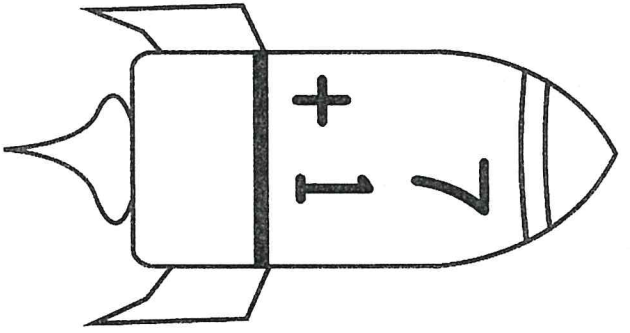
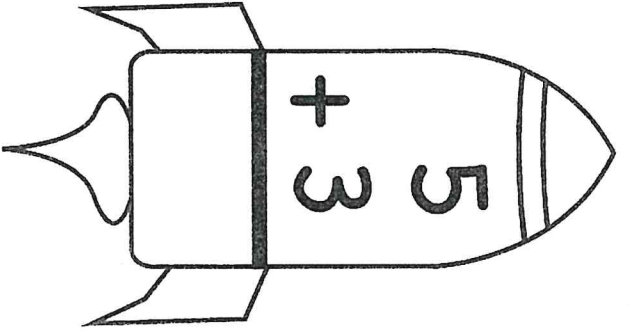
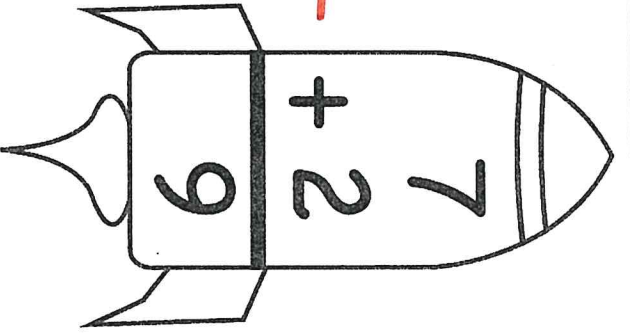
# her her her

Find the word and color it in.

her	were	her	her	her
her	her	run	ten	her
one	her	her	her	was
her	her	her	her	her
her	here	her	her	she
can	her	saw	red	her
the	ran	her	her	two
her	her	him	six	her



Day 12



name \_\_\_\_\_

Rainbow write the word.

his his his

Find the word and color it in.

his	not	his	not	his
a	his	can	his	have
his	see	his	see	his
an	his	we	his	his
his	at	his	his	his
the	his	his	his	had
his	his	his	to	his
his	his	is	his	like

name \_\_\_\_\_

©SIMPLYkinder

# Star Sight Word

Rainbow write the word and then write it on the lines.

his

his his his

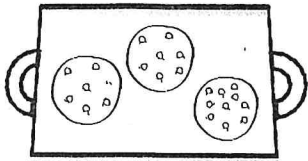
his

Blank handwriting lines for independent practice.



Name \_\_\_\_\_

Day 13




# Baking Cookies!

Directions: Draw cookies on the tray above each number to represent the amount. Then add the numbers in each row and write the answer in the circle at the end of the equation.



1.



2


+

6

=



2.



6



+

3

=



3.



4



+

4

=



4.



5

+

1

=





Name: \_\_\_\_\_

# Reading Comprehension


## The Cow

I see d cow.

The cow is big.

The cow is brown.

The cow likes to eat hay.



1. I see d \_\_\_\_\_.

- d. cat
- b. cow
- c. dog



2. The cow is \_\_\_\_\_.

- d. big and black
- b. big and brown
- c. little and white




3. The cow likes \_\_\_\_\_.

- d. apple
- b. to eat hay
- c. to jump




Name \_\_\_\_\_

14



# Let's Add!

Directions: Add the numbers. Color the circle that shows the answer.



$2 + 2 =$  (4) (5) (6)

$4 + 2 =$  (4) (5) (6)

$5 + 5 =$  (8) (9) (10)

$2 + 6 =$  (8) (9) (10)

$4 + 3 =$  (6) (7) (8)

$6 + 1 =$  (5) (6) (7)

$4 + 5 =$  (9) (10) (11)

$4 + 4 =$  (7) (8) (9)

$3 + 1 =$  (2) (3) (4)

$3 + 2 =$  (4) (5) (6)

$7 + 2 =$  (8) (9) (10)

$6 + 3 =$  (7) (8) (9)

ame



Practice writing and reading this word.

Give



Point and read a sentence with the word.

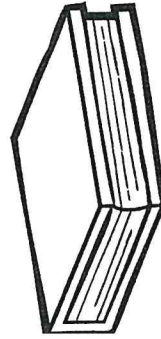
**Give this book to her.**



Glue the sentence onto the line.



Write the sentence.



to

her

book

.

this

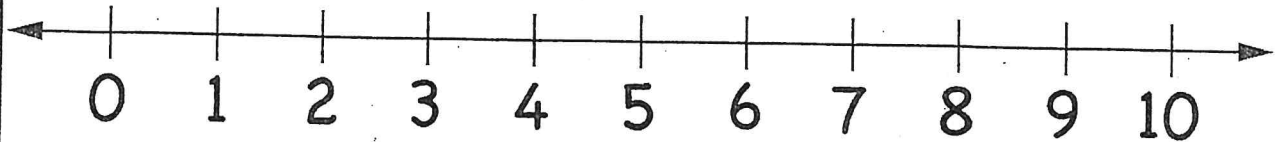
Give

Illustrate the sentence.





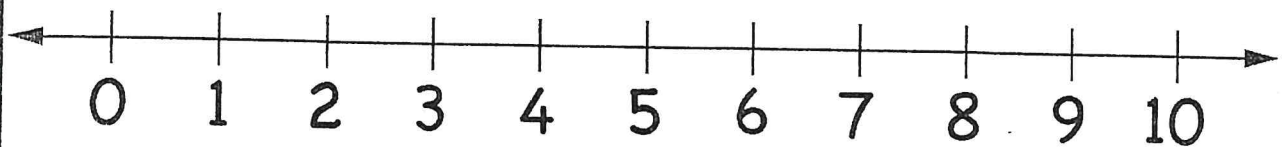
# Number Line Subtraction



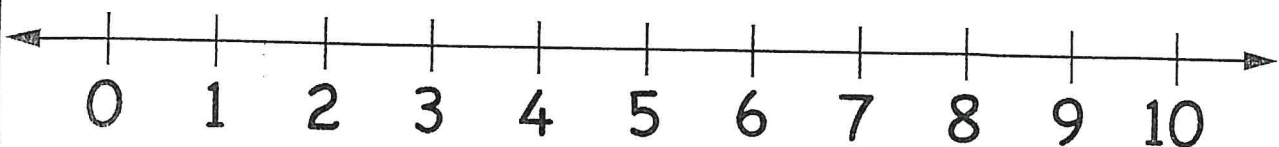
$$9 - 3 = \square$$



$$8 - 5 = \square$$



$$7 - 2 = \square$$



$$6 - 2 = \square$$



name \_\_\_\_\_



Practice writing and reading this word.

his his



Point and read a sentence with the word.

**It is his bat.**



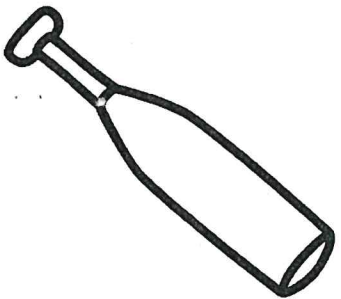
Glue the sentence onto the line.



Illustrate the sentence.



Write the sentence.



**It is his bat**

**NTI**

Non-Traditional Instruction

Days 16-20

**Kindergarten**

Name: \_\_\_\_\_

# Subtraction WITHIN 5

Solve the subtraction problems.

$5 - 0 = \square$

$2 - 0 = \square$

$2 - 1 = \square$

$4 - 2 = \square$

$4 - 3 = \square$

$4 - 1 = \square$

$4 - 0 = \square$

$5 - 3 = \square$

$2 - 2 = \square$

$3 - 3 = \square$

$5 - 4 = \square$

$3 - 2 = \square$

$3 - 1 = \square$

$3 - 0 = \square$

name \_\_\_\_\_

©SIMPLYkinder

Rainbow write the word.

that

that

Find the word and color it in.

red	that	ran	that	that
that	this	that	that	that
that	came	that	she	that
soon	that	that	here	come
black	that	help	that	that
that	that	they	that	at
that	three	too	that	that
that	that	one	is	that



name \_\_\_\_\_

©SIMPLYkinder

# Star Sight Word

Rainbow write the word and then write it on the lines.

that

that that that

that

\_\_\_\_\_

\_\_\_\_\_

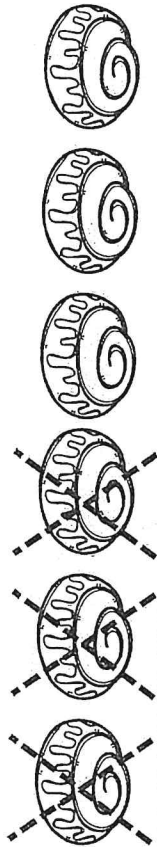
\_\_\_\_\_

\_\_\_\_\_

Name \_\_\_\_\_

Directions: Write the missing numbers and symbols to find the differences.

Eat 'em up! **17**




\_\_\_\_\_

○ - - - -

\_\_\_\_\_

○ - - - -

\_\_\_\_\_




\_\_\_\_\_

○ - - - -

\_\_\_\_\_

○ - - - -

\_\_\_\_\_



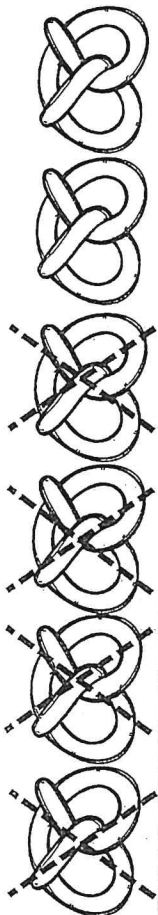
\_\_\_\_\_

○ - - - -

\_\_\_\_\_

○ - - - -

\_\_\_\_\_



\_\_\_\_\_

○ - - - -

\_\_\_\_\_

○ - - - -

\_\_\_\_\_




\_\_\_\_\_

○ - - - -

\_\_\_\_\_

○ - - - -

\_\_\_\_\_



\_\_\_\_\_

○ - - - -

\_\_\_\_\_

○ - - - -

\_\_\_\_\_

name \_\_\_\_\_



Practice writing and reading this word.

me me me



Point and read a sentence with the word.

**Do you have a fish like me?**




Glue the sentence onto the line.



Illustrate the sentence.



Write the sentence.







like Do you have a fish like me?



Name: \_\_\_\_\_ Date: \_\_\_\_\_

# Make a Graph!



10			
9			
8			
7			
6			
5			
4			
3			
2			
1			
			



name \_\_\_\_\_



Practice writing and reading this word.

fox



Point and read a sentence with the word.

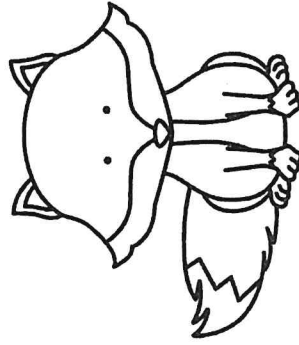
**Did you see that fox?**



Glue the sentence onto the line.



Write the sentence.



Did

fox

that

see

?

you

Illustrate the sentence.




Name \_\_\_\_\_

Date \_\_\_\_\_

#19

# Fill in the Graph

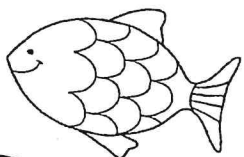



5.

4.

3.

2.



name \_\_\_\_\_

Rainbow write the word.

us

us

us

Find the word and color it in.

us	to	us	an	us
us	us	for	us	us
can	us	us	us	go
us	no	at	that	us
us	us	us	us	us
with	us	in	us	to
us	to	us	this	us
at	us	must	us	no



name \_\_\_\_\_

# Star Sight Word

Rainbow write the word and then write it on the lines.

us

us

us

us

us

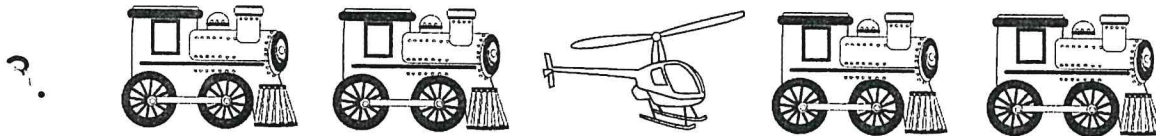





Name \_\_\_\_\_

20

# Transportation Pattern Practice

Directions: Cut out the correct picture to complete each pattern.



name \_\_\_\_\_

©SIMPLYkinder

Rainbow write the word.

out out out

Find the word and color it in.

out	out	been	out	out
has	out	out	in	out
new	out	them	out	out
out	and	out	out	did
out	out	out	three	out
out	let	out	out	are
am	out	eat	out	out
out	black	out	out	out

name \_\_\_\_\_

# Star Sight Word

Rainbow write the word and then write it on the lines.

out

out out

out

Blank handwriting lines for independent practice.